

# GET PROFESSIONALLY RECOGNISED WITH BCS



# GET CONNECTED WITH INDUSTRY THROUGH BCS, THE CHARTERED INSTITUTE FOR IT

We have invested in BCS Organisational Membership and professional registrations for you!

**JOIN BCS TODAY...**

... to become professionally registered and raise your profile in the industry industry.

**Unique link:**

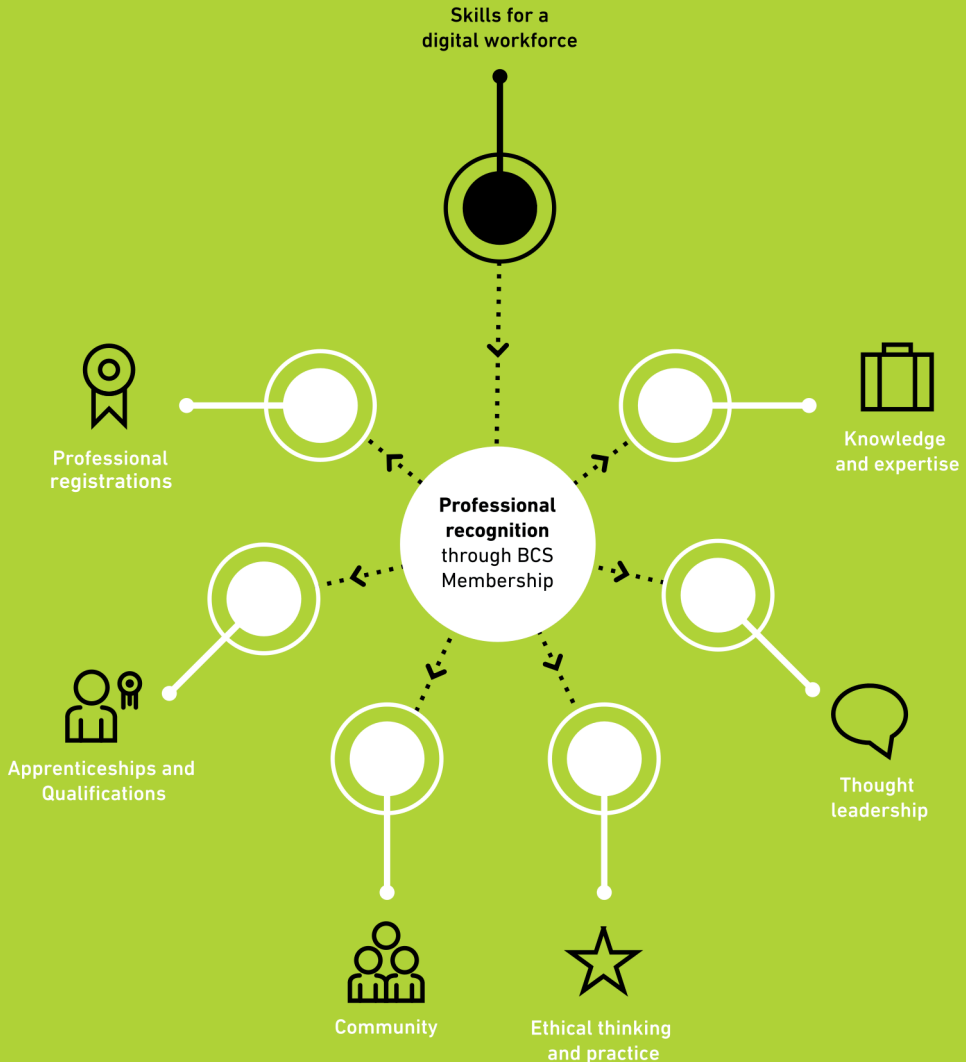
The success of your organisation is determined by its use of technology, and your role is essential. It's vital that you stay at the digital cutting edge and have the means to validate your skills and knowledge.

When you join your professional body, BCS, you'll have access to services and benefits to keep your development on track, including the global industry skills and capability framework SFIPlus, industry-recognised registrations, CPD portal and a vast network of industry experts for you to share and expand your knowledge with.

## Table of contents

<b>03</b>	<b>Professional recognition</b>	<b>12</b>	<b>Advanced RITTech</b>
<b>04</b>	<b>Membership and registrations</b>	<b>14</b>	<b>CEng and IEng</b>
<b>06</b>	<b>Professional registrations</b>	<b>16</b>	<b>EngTech</b>
<b>08</b>	<b>Chartered IT Professional (CITP)</b>	<b>18</b>	<b>FEDIP</b>
<b>10</b>	<b>RITTech</b>	<b>20</b>	<b>Membership benefits</b>
		<b>22</b>	<b>Notes</b>

# JOIN US IN BUILDING A BRIGHTER DIGITAL FUTURE FOR EVERYONE



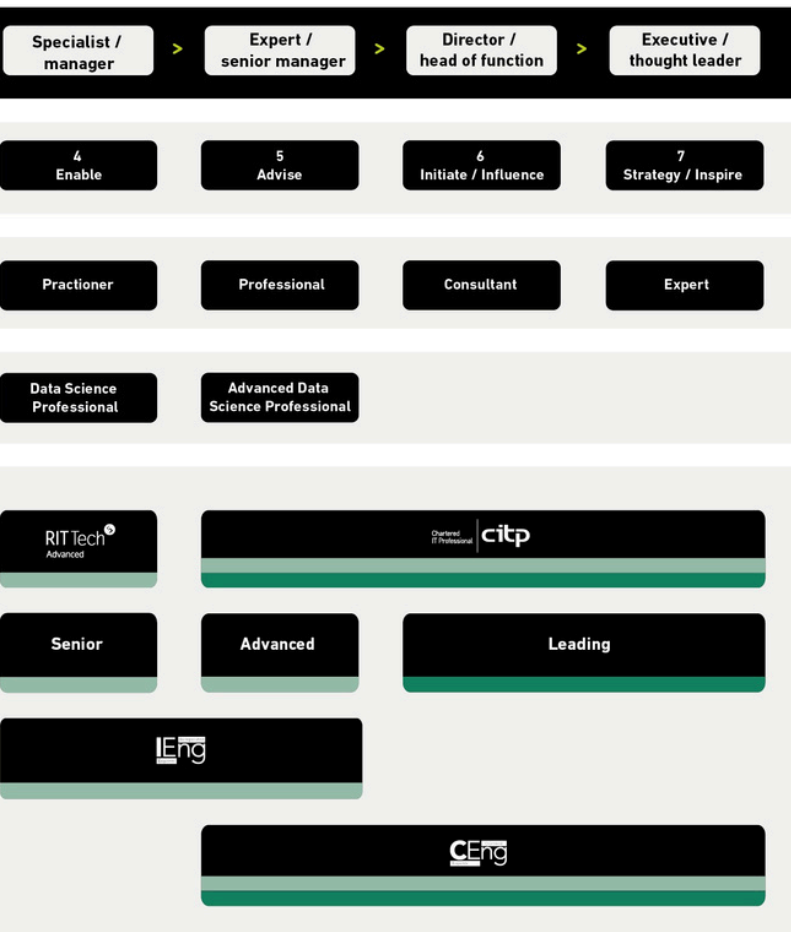
# MEMBERSHIP AND INDUSTRY PROFESSIONAL STANDARDS



BCS membership

Student

Wherever you are in your digital career, there's a BCS membership for you — and wherever you go in your career, we can support your progression. BCS membership underpins experience, certification and competency, all benchmarked against SFIA, the global industry framework.



# PROFESSIONAL REGISTRATIONS

**By holding a professional registration, you'll gain independent endorsement of your skills and competence, and demonstrate your professionalism in the industry.**

BCS is actively driving up standards of professional competence, conduct and ethical practice in the industry — all mapped to the Skills Framework for the Information Age (SFIA) the global industry benchmark.

**BCS awards the following registrations:**

- Chartered IT Professional (CITP) — validates your technical expertise and professional behaviours, with a focus on how your ethical values are reflected in your performance.
- Registered IT Technician (RITTech) and Advanced Registered IT Technician (Advanced RITTech) — recognises your competence and skills as a professional who is involved in the design, build and maintenance of digital solutions.
- Chartered Engineer (CEng) — demonstrates your innovation, creativity and technical accountability in engineering technology solutions.
- Incorporated Engineer (IEng) — for professionals who apply current and developing tech in engineering design, development, manufacture or operation.
- Engineering Technician (EngTech) — reflects your professionalism and the contribution you make to engineering operations and maintenance revalidate.
- Federation for Informatics Professionals (FEDIP) — recognises and validates your expertise and commitment to ethical practice in health and care informatics, across four professional levels.

**Find out which registration is right for you**

**Try our quiz**

Achieving a professional registration means you have demonstrated and are committed to continually maintaining and developing your competence, and you're able to provide evidence of this when you revalidate.



**As a BCS member, you can access CPD tools, the full SFI Aplus framework and resources to easily plan and record your development activities and keep track of your progress.**

**Speak to your BCS coordinator if you'd like more information about professional registrations and/or advice about which standard to apply for. BCS also runs online workshops to help guide applicants through the application process.**



# BECOME A CHARTERED IT PROFESSIONAL (CITP)

## What does this mean?

- Evidence your technical expertise and professional behaviours against the recognised industry standard.
- Set yourself apart as a highly-skilled professional.
- Raise your profile – you can choose to appear on the public register.
- Use the dedicated post nominals – CITP.

## How do I apply?

### 1. Gather evidence to support your application

- Review the **CITP criteria** and SFIA level 5+.
- Find a supporter who can validate your skills and competencies. They can be an employer, client or colleague.

### 2. Complete the application form

- Download your **application form** and detail your work experience and qualifications. You can find guidance **here**.
- Some qualifications and programs are accredited for CITP. If you have a relevant certification from one of these programs, you may already qualify for CITP.
- Provide the name and contact details of your supporter. They can be an employer, client or colleague.

### 3. Supporter contacted

- Your supporter will be contacted by BCS to verify your application. It is important to note that your application will not proceed until your supporter has completed this verification process.

### 4. Assessor review

- Once your application has been verified, it will be passed to BCS Chartered assessors to review.



## 5. Outcome of application

- You will be notified of the outcome of your application. If you are successful, you will be sent your registration pack. To maintain your registration, you will need to revalidate every three years.



*By providing formal recognition of my expertise and experience in the IT field, CITP has enhanced my credibility and opened up new professional opportunities, allowing me to take on more significant and influencing roles within my organisation and the industry at large”.*

## What's next?

- As there is a 3 yearly revalidation requirement for CITP, we recommend that you gather evidence of your CPD and continued competence in your specialist area in preparation to revalidate.
- Become a CITP Champion and share your knowledge and experience as a mentor with those looking to apply for the registration.
- Become an assessor for CITP and give back to the IT profession.

# BECOME A REGISTERED IT TECHNICIAN (RITTech)

## Become RITTech registered

- Provide evidence of your knowledge and competence against an independent industry standard.
- Raise your profile – you can opt to appear on the public register.
- Use the dedicated post nominals - RITTech.

## How do I apply?

**There are two routes to RITTech registration: accredited and experiential.**

### **Accredited route**

**If you hold an accredited qualification,** you can take the accredited route to registration.

Simply complete the application form with details of your qualification, then submit it via MyBCS.

Once your qualification has been verified, you'll be awarded RITTech.

### **Experiential route**

If you don't have an accredited qualification, you can demonstrate your technical knowledge and experience in a written application instead.

### **1. Check the criteria**

- Check you meet the required **RITTech competencies**, mapped to SFIA level 3+

Sign up to an **RITTech workshop** run online to support the application process. Identify a supporter who'll be able to validate your application — they could be an employer, client or colleague.

### **2. Complete the application form**

- Download the application form from MyBCS and detail your work experience and qualifications — **you'll find this application guidance** helpful.
- Upload your completed form via MyBCS, along with your CV or link to your LinkedIn profile.

### **3. Supporter verification**

- BCS will contact your supporter to verify your application.

### **4. Assessor review**

- Once your supporter has verified your application, it will be reviewed by BCS assessors.
- The assessors will contact you if they need any further information before making their decision.



## 5. Application outcome

- The assessor review typically takes two weeks to complete — they'll then notify you of the outcome valid for three years.



*RITTech validated my trade training against a civilian equivalency, giving me confidence in the skills I had learned at an early stage of my career. Since professionalising, RITTech has allowed me to connect to other industry professionals outside the bubble of defence, allowing me to gain further insight into industry and develop further in my career".*

## What's next?

- Become an RITTech Champion in your organisation and help promote the RITTech movement.
- Keep a record of your ongoing development activity in the BCS CPD tracker so you'll be ready to revalidate your registration in three years' time.
- Continue your career progression by upskilling and working towards Advanced RITTech status.

# BECOME AN ADVANCED REGISTERED IT TECHNICIAN (ADVANCED RITTECH)

## What does this mean?

- Raise your profile by appearing on a public professional register
- Benchmark your skills and competencies against the industry standard
- Add professional letters after your name — Advanced RITTech

## How do I apply?

### 1. Check the criteria

- Check you meet the required Advanced RITTech competencies, mapped to SFIA level 4+.
- Sign up to an Advanced RITTech workshop run online to support the application process.
- Identify a supporter who'll be able to validate your application — they could be an employer, client or colleague.

### 2. Complete the application form

- Download the application form from MyBCS and detail your work experience and qualifications —you'll find this application guidance helpful.
- Upload your completed form via MyBCS, along with your CV or link to your LinkedIn profile.

### 3. Supporter verification

- BCS will contact your supporter to verify your application.

### 4. Assessor review

- Once your supporter has verified your application, it will be reviewed by BCS assessors.
- The assessors will contact you if they need any further information before making their decision.

### 5. Application outcome

- The assessor review takes up to seven weeks to complete. They'll then notify you of the outcome.



*Advanced RITTech highlights and recognises the key specialist skills required to be a trusted digital professional in our industries; building the confidence and trust required to keep society running."*

## What's next?

- Become an Advanced RITTech Champion in your organisation and help promote the RITTech movement.
- Keep a record of your ongoing development activity in the BCS CPD tracker so you'll be ready to revalidate your registration in three years' time.
- Continue your career progression by upskilling and working towards chartered (CITP) status.

# BECOME A CHARTERED OR INCORPORATED ENGINEER

## What does this mean?

- International recognition of competence and commitment
- Evidence your expertise
- Demonstrate your professional attitude
- Raise your profile by appearing on the public register
- Add professional letters after your name — CEng or IEng

## How do I apply?

- Chartered (CEng) and Incorporated Engineer (IEng) are both mapped to SFIA. IEng is mapped to levels 4/5 and CEng is mapped at levels 5 to 7.
- You'll be assessed against the **Engineering Council UK-SPEC.**

### 1. Complete an application form

- Download the **CEng** or **IEng** application form.
- Provide a CV and details about your work experience and qualifications. Search to see if your qualifications **are accredited.**

### 2. Provide experience statements

- You're required to demonstrate your knowledge and competence in a series of experience statements. They comprise five sections with prompts to help you set out your evidence.

### 3. Provide a supporter

- Provide the name and contact details of your supporter. They can be an employer, client or colleague.
- Speak to your supporter in advance to confirm they consent to verifying your application.

### 4. Assessment & Interview

- Assessors will review your application and determine the best route for you to follow: Accredited, Experiential or Technical Report.
- Upload your application form via MyBCS
- You'll be invited to attend an interview with two BCS registered assessors where you'll need to give a short presentation.





- Your application will then be sent to a panel of assessors from the Engineering Council to review.

### 5. Outcome of application

- You will be notified of the outcome of your application and if successful, you will hold a valid Engineering Council certificate.



*Being chartered solidified my confidence and knowledge in my skillset, it meant that the work I am continually doing to improve my knowledge and skills at a senior level is recognised and validated by my peers and that I have a body of professionals that I can seek support from."*

## What's next?

- Get involved! Your knowledge, experience and opinions are valuable commodities which you can invest in BCS by becoming an assessor or mentor, by sharing your insight in our Policy hub or volunteering in our community groups.
- You'll be required to keep evidence of your continual professional development (CPD).



# JOIN THE ENGINEERING TECHNICIAN REGISTER (EngTech)

## What does this mean?

- International recognition of competence and commitment.
- Evidence of skills and experience.
- Shows commitment to professional standards.
- Use the dedicated post nominals - EngTech.

## How do I apply?

- Engineering Technician is mapped to SFIA level 3 and 4.
- You'll be assessed against the UK **standard for Professional Engineering Competence (UK-SPEC) version 4.**

### 1. Complete an application form

- Download the **EngTech application form**. You can find guidance **here**.
- Provide a CV and details about your experience and/or qualifications and continual professional development plan.

### 2. Provide a supporter

- Provide the name and contact details of your supporter. Your supporter should be a manager, client or colleague who is able to offer a reliable opinion of your knowledge and experience.


- Speak to your supporter in advance to confirm they consent to verifying your application.
- Upload your application form **here**.

### 3. Assessment

- Assessors will review your application against the registration criteria.
- Your application will then be sent to a panel of assessors from the Engineering Council to review.

### 4. Outcome of application

- You will be notified of the outcome of your application and if successful, you will hold a valid Engineering Council certificate.



*BCS has supported me throughout my development in IT, from gaining qualifications and experience, to becoming a professional member, then Chartered, Chartered Assessor, and finally a Fellow. It has been the backbone to my career, guiding and assisting me in my professional recognition, and I cannot recommend the BCS enough”.*

## What's next?

- Get involved! Your knowledge, experience and opinion are valuable commodities which you can invest in BCS by becoming an assessor, mentor, sharing opinion on our Policy hub or volunteering in our community groups.
- You'll be required to keep evidence of maintaining continual professional development.
- Work towards achieving Incorporated Engineer (IEng).

# BECOME PROFESSIONALLY RECOGNISED WITH FEDIP

## What does this mean?

- Demonstrate your expertise in digital health and care.
- Showcase your competence with independent validation of your skills.
- Confirm your commitment to safe practice in the vital health and care sector.
- Join a growing community of digital health and care professionals leading the way in informatics practice.

## How do I apply?

### 1. Check your eligibility

Review the FEDIP criteria for your chosen registration level and confirm you meet the required SFIA competencies.

- **FEDIP registration levels:**

- **Practitioner — SFIA level 3**  
Ideal for practitioners who apply their knowledge and skills under supervision
- **Senior Practitioner — SFIA level 4.**  
For professionals who independently deliver and manage informatics solutions
- **Advanced Practitioner - SFIA level 5**  
Recognises informatics professionals providing strategic direction and leadership
- **Leading Practitioner — SFIA level 6 and above**  
For senior leaders who influence national and international informatics policies

**[Read more about the FEDIP registration levels](#)**

### 2. Gather your application evidence

Prepare your application by compiling evidence of your work experience, skills and knowledge.

### 3. Find a supporter

Identify a professional colleague, manager or client who can validate evidence you provide in your application.

### 4. Submit your application

- Complete the application form which you can download in **[MyBCS](#)**.
- Upload your evidence and provide your supporter's contact details.

### 5. Verification and review

- Your supporter will be contacted to verify your application.
- FEDIP assessors will evaluate your submission against the professional standards.



## 6. Outcome

Upon approval, you'll receive your registration pack and can start using your post-nominals to showcase your achievement.

## What's next?

- Add your FEDIP post-nominals to your signature to highlight your professional status, e.g. *FEDIPPract*.
- Appear on the public FEDIP register of digital health and care professionals.
- Explore the learning resources in the FEDIP hub and connect with the community forum spanning the professional bodies that make up the federation.
- Revalidate your registration every three years showing your commitment to continuous learning.

# GET THE MOST OUT OF YOUR BCS MEMBERSHIP

BCS membership offers you a wealth of career-boosting tools and services, which you'll be able to access at any time in the members' area, [mybcs.bcs.org](https://mybcs.bcs.org)



## Map your skills to SFIAplus framework

SFIAplus is the BCS enhanced version of SFIA and offers a more detailed and granular view for you to more accurately benchmark your skills and capabilities against the global industry standard. Use it to identify your current level, map your career pathway, recognise gaps in your knowledge and skills, and access the resources needed to close them.

FBCS  
MBCS  
AMBCS

## Raise your profile

Highlight your commitment to the industry by using your BCS post-nominals (FBCS, MBCS, AMBCS) and logo on your LinkedIn profile, email signature and other communications.

CITP  
RITTech  
CEng  
IEng  
EngTech

## Demonstrate your competence

Show your level of skills and professionalism throughout your career by attaining industry-recognised registrations at no cost to you. Take your place on the public register and use your post nominals — CITP, RITTech, Advanced RITTech, CEng, IEng, or EngTech — to affirm your professional status.



## Develop your career

In MyBCS you'll find Springboard, an e-learning platform with articles, videos and interactive learning modules on soft skills which can be incorporated as part of your CPD.



## Network and seek mentoring with your knowledgeable community

Start networking in our 100+ local branches and specialist groups. With the support of other members, you can learn from the wealth of information, experience and expertise they have to offer ensuring you stay at the cutting edge in the areas you're passionate about.



## Access to best practice and the latest thinking

Sign up for our weekly e-newsletter giving you a rounded knowledge of every aspect of the industry. You'll also receive our exclusive membership magazine, ITNOW, to keep you up to date with issues, innovations and advancements in the world of tech. And log into MyBCS at any time to access our latest research and insights.



## Get involved

BCS holds many events across the year at different locations, hosted by our branches and specialist groups on a vast range of IT topics. There are opportunities to present, join committees and enhance your knowledge across other areas of IT.

This image shows a single sheet of white paper with horizontal blue or grey ruling lines. The lines are evenly spaced and run across the width of the page. There are no margins, text, or other markings on the paper.



[illegible]



You

BCS  
membership

Professional  
standards

Trusted  
professional

For further information please contact:

**BCS**

The Chartered Institute for IT  
3 Newbridge Square  
Swindon  
SN1 1BY

T +44 (0)1793 417 417

[www.bcs.org](http://www.bcs.org)

© 2025 Reserved. BCS, The Chartered Institute for IT All rights reserved. No part of this material protected by this copyright may be reproduced or utilised in any form, or by any means, electronic or mechanical, including photocopying, recording, or by any information storage and retrieval system without prior authorisation and credit to BCS, The Chartered Institute for IT. Although BCS, The Chartered Institute for IT has used reasonable endeavours in compiling the document it does not guarantee nor shall it be responsible for reliance upon the contents of the document and shall not be liable for any false, inaccurate or incomplete information. Any reliance placed upon the contents by the reader is at the reader's sole risk and BCS, The Chartered Institute for IT shall not be liable for any consequences of such reliance.

